

BOROSIL LIMITED

CIN: L36100MH2010PLC292722

Regd. Office : 1101, Crescenzo, G-Block, Opp. MCA Club, Bandra Kurla Complex, Bandra, Mumbai 400 051
Tel.No.(022) 67406300 Fax No.(022) 67406514 Website : www.borosil.com Email : borosil@borosil.com

UNAUDITED STANDALONE FINANCIAL RESULTS FOR THE QUARTER AND NINE MONTHS ENDED 31ST DECEMBER, 2020

(Rs. in lakhs except as stated)

S. No.	Particulars	Standalone					
		Quarter ended			Nine Months ended		Year ended
		(31/12/2020)	(30/09/2020)	(31/12/2019)	(31/12/2020)	(31/12/2019)	(31/03/2020)
		Unaudited	Unaudited	(Refer Note 5)	Unaudited	(Refer Note 5)	Audited
I. Income:							
Revenue From Operations	19,031.36	12,644.95	17,864.76	35,913.19	46,117.22	59,082.26	
Other Income	616.44	229.95	312.57	1,143.85	1,004.58	923.12	
Total Income (I)	19,647.80	12,874.90	18,177.33	37,057.04	47,121.80	60,005.38	
II. Expenses:							
Cost of Materials Consumed	1,848.19	1,363.65	1,655.99	3,433.26	4,934.37	5,938.27	
Purchases of Stock-in-Trade	4,807.29	4,046.23	4,119.00	9,371.74	13,295.72	15,529.99	
Changes in Inventories of Work-in-progress, Finished Goods and Stock-in-trade	1,719.47	675.10	1,194.15	3,568.81	(2,159.56)	(592.90)	
Employee Benefits Expense (Refer Note 3)	1,852.91	1,624.11	1,863.36	5,150.71	5,470.48	6,875.10	
Finance Costs	10.75	22.38	111.06	127.98	370.70	467.45	
Depreciation and Amortization Expense	845.28	689.63	846.74	2,167.82	2,484.90	3,258.44	
Other Expenses	5,518.92	3,185.12	5,882.17	10,044.94	16,770.53	23,485.52	
Total Expenses (II)	16,602.81	11,606.22	15,672.47	33,885.26	41,167.14	54,961.87	
III. Profit Before exceptional items and Tax (I - II)	3,044.99	1,268.68	2,504.86	3,171.78	5,954.66	5,043.51	
IV. Exceptional Items	-	-	-	-	-	-	
V. Profit Before Tax (III - IV)	3,044.99	1,268.68	2,504.86	3,171.78	5,954.66	5,043.51	
VI. Tax Expense:							
(1) Current Tax	769.37	-	199.20	769.37	199.20	451.45	
(2) Deferred Tax	97.56	357.32	440.42	116.01	998.41	477.39	
Total Tax Expenses	866.93	357.32	639.62	885.38	1,197.61	928.84	
VII. Profit for the Period / Year (V - VI)	2,178.06	911.36	1,865.24	2,286.40	4,757.05	4,114.67	
VIII. Other Comprehensive Income (OCI)							
i) Items that will not be reclassified to profit or loss:							
a) Re-measurement gains / (losses) on defined benefit plans	(9.62)	(2.08)	(2.62)	(29.45)	(7.38)	(55.39)	
b) Income tax effect on above	2.80	0.61	0.76	8.58	2.16	16.13	
Total Other Comprehensive Income	(6.82)	(1.47)	(1.86)	(20.87)	(5.22)	(39.26)	
IX. Total Comprehensive Income for the Period / Year (VII + VIII)	2,171.24	909.89	1,863.38	2,265.53	4,751.83	4,075.41	
X. Paid-up Equity Share Capital (Face value of Re. 1/- each fully paid up)	1,140.60	1,140.60	-	1,140.60	-	1,140.60	
XI. Equity Share Suspense Account (Refer Note 4)	-	-	1,140.60	-	1,140.60	-	
XII. Other Equity excluding Revaluation Reserve	-	-	-	-	-	64,288.26	
XIII. Earning per equity share (in Rs.) (Face value of Re. 1/- each) (Refer Note 4)							
Basic (Not Annualised)*	1.91 *	0.80 *	1.64 *	2.00 *	4.17 *	3.61	
Diluted (Not Annualised)*	1.91 *	0.80 *	1.64 *	2.00 *	4.17 *	3.61	



BOROSIL LIMITED

UNAUDITED STANDALONE SEGMENT INFORMATION FOR THE QUARTER AND NINE MONTHS ENDED 31ST DECEMBER, 2020

(Rs. in lakhs)

S. No.	Particulars	Standalone					
		Quarter ended			Nine Months ended		Year ended
		(31/12/2020)	(30/09/2020)	(31/12/2019)	(31/12/2020)	(31/12/2019)	(31/03/2020)
	Unaudited	Unaudited	(Refer Note 5)	Unaudited	(Refer Note 5)	Audited	
1	Segment Revenue :						
	a. Scientificware	3,834.01	3,137.80	3,854.30	9,240.38	11,349.42	15,678.46
	b. Consumerware	15,197.35	9,507.15	14,010.46	26,672.81	34,767.80	43,403.80
	Total	19,031.36	12,644.95	17,864.76	35,913.19	46,117.22	59,082.26
	Less : Inter Segment Revenue	-	-	-	-	-	-
	Revenue from operations	19,031.36	12,644.95	17,864.76	35,913.19	46,117.22	59,082.26
2	Segment Results (Profit before tax):						
	a. Scientificware	975.79	543.25	630.88	1,623.26	2,021.55	3,150.63
	b. Consumerware	1,735.30	809.03	2,040.71	1,346.34	4,338.86	4,088.75
	c. Investments	497.48	56.79	160.87	715.95	362.57	516.39
	Total	3,208.57	1,409.07	2,832.46	3,685.55	6,722.98	7,755.77
	Less:- Finance Cost	10.75	22.38	111.06	127.98	370.70	467.45
	Less:- Other unallocable expenditure (net of income)	152.83	118.01	216.54	385.79	397.62	2,244.81
	Profit before Tax	3,044.99	1,268.68	2,504.86	3,171.78	5,954.66	5,043.51
3	Segment Assets						
	a. Scientificware	9,572.82	9,594.08	11,397.15	9,572.82	11,397.15	11,316.62
	b. Consumerware	27,729.94	30,298.54	33,765.31	27,729.94	33,765.31	32,707.58
	c. Investments	25,221.97	18,621.19	18,662.09	25,221.97	18,662.09	18,567.94
	d. Un-allocated	17,775.23	19,186.04	18,559.35	17,775.23	18,559.35	19,422.04
	Total	80,299.96	77,699.85	82,383.90	80,299.96	82,383.90	82,014.16
4	Segment Liabilities						
	a. Scientificware	2,445.31	2,439.56	2,505.54	2,445.31	2,505.54	2,254.60
	b. Consumerware	7,530.63	6,142.26	7,533.43	7,530.63	7,533.43	6,767.89
	c. Investments	53.43	53.43	-	53.43	-	32.28
	d. Un-allocated	2,212.96	3,181.72	6,239.65	2,212.96	6,239.65	7,530.53
	Total	12,242.33	11,816.97	16,278.62	12,242.33	16,278.62	16,585.30

Note :

As per Indian Accounting Standard 108 on 'Operating Segment' (Ind-AS 108), the Company has reported "Segment information", as described below:

Scientificware:- Comprising of manufacturing and trading items used in Laboratories and Scientific ware.

Consumerware:- Comprising of manufacturing and trading items for Domestic use.


Investments:- Comprising of Investment activities. As the investments are not held as stock in trade, the income from investment activities has not been considered as segment revenue and accordingly not disclosed.

Unallocated:- Consists of income, expenses, assets and liabilities which can not be directly identified to any of the above segments.



1. The above results have been reviewed by the Audit Committee and approved by the Board of Directors at their meeting held on 11th February, 2021. The Statutory Auditors of the Company have carried out a Limited Review of the above results.
2. Subpar performance particularly of consumer ware division for the nine months period ended 31st December, 2020 was owing to prevalence of Covid-19 pandemic during the first half of the financial year. However, the performance of both the divisions has reached near normal from the third quarter of the financial year.
3. Pursuant to the Scheme of Amalgamation and Arrangement as approved by the National Company Law Tribunal, Mumbai Bench, vide its order dated 15th January, 2020 having appointed date 1st October, 2018 ("the Scheme"), the Board of Directors of the Company has approved "Borosil Limited – Special Purpose Employee Stock Option Plan 2020" and 4,43,388 options were granted to the eligible employees (holders of original options granted by the demerged Company on 2nd November, 2017 & 24th July, 2018 under Borosil Employee Stock Option Scheme 2017 and are eligible for the options of Borosil Limited in the ratio of 1:1). Employee Benefits Expense includes Share based payment expenses of Rs. 2.91 lakhs and of Rs. 360.95 lakhs for the Quarter and Nine months ended 31st December, 2020 respectively in respect of above options, from the original respective date of grants by the demerged Company till the period ended 31st December, 2020.
4. Equity share suspense account for the quarter and nine months ended 31st December, 2019 represents shares to be issued to the shareholder of the demerged Company pursuant to the Scheme and accordingly the same has been considered while calculating Earnings Per Share (EPS) for the said quarter and nine months ended as per Indian Accounting Standard (Ind AS) 33 "Earning Per Share".
5. The figures for the corresponding previous quarter and nine months ended 31st December, 2019 have been restated by the management to give effect of the Scheme. The figures for the previous period / year have been rearranged / regrouped, wherever necessary, to make them comparable.

Place: Mumbai
Date :11.02.2021



For Borosil Limited

Shreevar Kheruka
Managing Director & CEO
(DIN 01802416)

Independent Auditor's Review Report on Unaudited Standalone Financial Results of the Company Pursuant to the Regulation 33 of the SEBI (Listing Obligations and Disclosure Requirements) Regulations, 2015

To,

**The Board of Directors of
Borosil Limited**

1. We have reviewed the accompanying statement of unaudited standalone financial results of **Borosil Limited** ("the Company") for the quarter and nine months ended 31st December, 2020 ("the statement"), attached herewith, being submitted by the Company pursuant to the requirement of Regulation 33 of the SEBI (Listing Obligations and Disclosure Requirements) Regulations, 2015 ("the Regulation"), as amended.
2. This statement, which is the responsibility of the Company's management and approved by the Company's Board of Directors, has been prepared in accordance with the recognition and measurement principles laid down in Indian Accounting Standard 34, Interim Financial Reporting (Ind AS 34) as prescribed under section 133 of the Companies Act, 2013 read with relevant rules issued thereunder and other accounting principles generally accepted in India. Our responsibility is to issue a report on the statement based on our review.
3. We conducted our review of the statement in accordance with the Standard on Review Engagement (SRE) 2410, "Review of Interim Financial Information Performed by the Independent Auditor of the Entity" issued by the Institute of Chartered Accountants of India. This standard requires that we plan and perform the review to obtain moderate assurance as to whether the statement is free of material misstatement. A review is limited primarily to inquiries of Company personnel and an analytical procedure applied to financial data and thus provides less assurance than an audit. We have not performed an audit and accordingly, we do not express an audit opinion.



4. Based on our review conducted as above, nothing has come to our attention that causes us to believe that the accompanying statement of unaudited standalone financial results, prepared in accordance with the applicable accounting standards and other recognized accounting practices and policies has not disclosed the information required to be disclosed in terms of Regulation 33 of the SEBI (Listing Obligations and Disclosure Requirements) Regulations, 2015, as amended, including the manner in which it is to be disclosed, or that it contains any material misstatement.

5. Other Matter

We draw attention to note 5 to the accompanying standalone financial results regarding restatement of the figures for the corresponding quarter and nine months ended 31st December, 2019 by the management to give the effect of the Scheme. Our opinion is not modified in respect of above matters.

For Pathak H. D. & Associates LLP

Chartered Accountants

Registration No. 107783W/W100593



Gyandeo Chaturvedi

Partner

Membership No. 46806

UDIN No. 21046806AAAAAA1139



Place: Mumbai

Date: 11th February, 2021

BOROSIL LIMITED

CIN: L36100MH2010PLC292722

Regd. Office : 1101, Crescenzo, G-Block, Opp. MCA Club, Bandra Kurla Complex, Bandra (East), Mumbai - 400 051
Tel.No.(022) 67406300 Fax No.(022) 67406514 Website : www.borosil.com Email : borosil@borosil.com

UNAUDITED CONSOLIDATED FINANCIAL RESULTS FOR THE QUARTER AND NINE MONTHS ENDED 31ST DECEMBER, 2020

(Rs. in lakhs except as stated)

S. No.	Particulars	Consolidated					Year ended 31/03/2020 Audited
		Quarter ended		Nine Months ended		Unaudited	
		31/12/2020 Unaudited	30/09/2020 Unaudited	31/12/2019 Unaudited	31/12/2020 Unaudited		
I. Income:							
Revenue From Operations	20,522.57	13,939.00	19,072.54	40,071.15	49,409.53	63,585.33	
Other Income	613.35	240.23	321.73	1,167.81	1,030.30	954.13	
Total Income (I)	21,135.92	14,179.23	19,394.27	41,238.96	50,439.83	64,539.46	
II. Expenses:							
Cost of Materials Consumed	2,680.49	2,103.47	2,216.92	5,676.80	6,520.30	8,228.79	
Purchases of Stock-in-Trade	4,433.45	3,785.73	3,941.87	8,573.40	12,824.60	14,752.28	
Changes in Inventories of Work-in-Progress, Finished Goods and Stock-in-Trade	1,711.35	529.17	1,166.00	3,357.07	(2,297.57)	(750.34)	
Employee Benefits Expense (Refer Note 3)	2,138.36	1,921.25	2,128.88	6,015.90	6,259.90	7,932.55	
Finance Costs	30.63	39.87	135.61	177.28	438.30	555.61	
Depreciation and Amortization Expense	992.38	828.55	996.30	2,613.42	2,883.66	3,825.66	
Other Expenses	6,062.46	3,672.37	6,353.83	11,491.97	18,081.78	25,637.25	
Total Expenses (II)	18,049.12	12,880.41	16,939.41	37,905.84	44,710.97	60,181.80	
III. Profit before share of profit in associate, exceptional items and tax (I - II)	3,086.80	1,298.82	2,454.86	3,333.12	5,728.86	4,357.66	
IV. Share of profit in associates	-	-	-	-	-	-	
V. Profit before exceptional items and tax (III + IV)	3,086.80	1,298.82	2,454.86	3,333.12	5,728.86	4,357.66	
VI. Exceptional items	-	-	-	-	-	-	
VII. Profit before tax (V - VI)	3,086.80	1,298.82	2,454.86	3,333.12	5,728.86	4,357.66	
VIII. Tax Expense:							
(1) Current Tax	769.37	-	199.20	769.37	199.20	451.45	
(2) Deferred Tax	124.70	363.26	425.36	171.85	935.39	374.18	
Total Tax Expenses	894.07	363.26	624.56	941.22	1,134.59	825.63	
IX. Profit for the period / Year (VII - VIII)	2,192.73	935.56	1,830.30	2,391.90	4,594.27	3,532.03	
X. Other Comprehensive Income							
i) Items that will not be reclassified to profit or loss:							
Re-measurement gains / (losses) on defined benefit plans	(9.76)	(2.21)	(2.86)	(29.85)	(8.11)	(55.92)	
Income tax on above	2.84	0.65	0.82	8.69	2.35	16.26	
ii) Items that will be reclassified to profit or loss:							
Foreign currency Translation Reserve	-	-	1.84	-	5.58	5.58	
Income tax effect on above	-	-	-	-	-	-	
Total Other Comprehensive Income	(6.92)	(1.56)	(0.20)	(21.16)	(0.18)	(34.08)	
XI. Total Comprehensive Income for the period / year (IX + X)	2,185.81	934.00	1,830.10	2,370.74	4,594.09	3,497.95	
XII. Profit attributable to:							
Owners of the Company	2,175.22	929.89	1,838.83	2,352.02	4,619.41	3,576.63	
Non-controlling interest	17.51	5.67	(8.53)	39.88	(25.14)	(44.60)	
XIII. Other Comprehensive Income attributable to:							
Owners of the Company	(6.92)	(1.57)	(0.17)	(21.17)	(0.07)	(34.10)	
Non-controlling interest	-	0.01	(0.03)	0.01	(0.11)	0.02	
XIV. Total Comprehensive Income attributable to:							
Owners of the Company	2,168.30	928.32	1,838.66	2,330.85	4,619.34	3,542.53	
Non-controlling interest	17.51	5.68	(8.56)	39.89	(25.25)	(44.58)	
XV. Paid up Equity Share Capital (Face value of Re. 1/- each fully paid up)	1,140.60	1,140.60	-	1,140.60	-	1,140.60	
XVI. Equity Share Suspense Account (Refer Note 4)	-	-	1,140.60	-	1,140.60	-	
XVII. Other Equity excluding revaluation reserve	-	-	-	-	-	63,652.58	
XVIII. Earning per Equity Share (Face value of Re. 1/- each) (in Rs.) (Refer Note 4)							
Basic (Not Annualised)*	1.91 *	0.82 *	1.61 *	2.06 *	4.05 *	3.14	
Diluted (Not Annualised)*	1.91 *	0.82 *	1.61 *	2.06 *	4.05 *	3.14	



BOROSIL LIMITED

UNAUDITED CONSOLIDATED SEGMENT INFORMATION FOR THE QUARTER AND NINE MONTHS ENDED 31ST DECEMBER, 2020

(Rs. In Lakhs)

S. No.	Particulars	Consolidated					
		Quarter ended			Nine Months ended		Yearended
		31/12/2020	30/09/2020	31/12/2019	31/12/2020	31/12/2019	31/03/2020
	Unaudited	Unaudited	Unaudited	Unaudited	Unaudited	Audited	
1	Segment Revenue :						
	a. Scientificware	5,325.22	4,431.85	5,062.09	13,398.34	14,641.73	20,181.53
	b. Consumerware	15,197.35	9,507.15	14,010.45	26,672.81	34,767.80	43,403.80
	Total	20,522.57	13,939.00	19,072.54	40,071.15	49,409.53	63,585.33
	Less : Inter Segment Revenue	-	-	-	-	-	-
	Revenue from operations	20,522.57	13,939.00	19,072.54	40,071.15	49,409.53	63,585.33
2	Segment Results (Profit before tax and non-controlling interests):						
	a. Scientificware	1,039.29	589.52	606.94	1,833.00	1,867.59	2,910.95
	b. Consumerware	1,735.30	809.03	2,030.15	1,346.34	4,323.03	4,072.93
	c. Investments	495.76	54.21	169.19	713.75	370.48	178.28
	Total	3,270.35	1,452.76	2,806.28	3,893.09	6,561.10	7,162.16
	Less:- Finance cost	30.63	39.87	135.61	177.28	438.30	555.61
	Less:- Other unallocable expenditure (net of income)	152.92	114.07	215.81	382.69	393.94	2,248.89
	Profit before Tax	3,086.80	1,298.82	2,454.86	3,333.12	5,728.86	4,357.66
3	Segment Assets						
	a. Scientificware	18,599.47	18,688.58	19,800.71	18,599.47	19,800.71	19,901.88
	b. Consumerware	27,729.94	30,298.54	33,777.44	27,729.94	33,777.44	32,707.56
	c. Investments	18,424.63	11,931.04	11,963.71	18,424.63	11,963.71	11,877.98
	d. Un-allocated	18,923.49	20,322.43	19,770.54	18,923.49	19,770.54	20,654.04
	Total	83,677.53	81,240.59	85,312.40	83,677.53	85,312.40	85,141.46
4	Segment Liabilities						
	a. Scientificware	4,154.91	4,030.53	3,776.26	4,154.91	3,776.26	3,957.30
	b. Consumerware	7,530.63	6,142.26	7,536.47	7,530.63	7,536.47	6,767.89
	c. Investments	53.65	53.57	0.53	53.65	0.53	32.47
	d. Un-allocated	3,147.34	4,413.55	7,195.56	3,147.34	7,195.56	8,329.75
	Total	14,886.53	14,639.91	18,508.82	14,886.53	18,508.82	19,087.41

Note :

As per Indian Accounting Standard 108 on 'Operating Segment' (Ind-AS 108), the Company has reported "Segment information", as described below:

Scientificware:- Comprising of manufacturing and trading of items used in Laboratories, Scientific ware and pharmaceutical packaging.

Consumerware:- Comprising of manufacturing and trading of items for Domestic use.

Investments:- Comprising of Investment activities. As the investments are not held as stock in trade, the income from investment activities has not been considered as segment revenue and accordingly not disclosed.


Unallocated:- Consists of income, expenses, assets and liabilities which can not be directly identified to any of the above segments.



1. The above consolidated results have been reviewed by the Audit Committee and approved by the Board of Directors at their meeting held on 11th February, 2021. The Statutory Auditors of the Company have carried out a Limited Review of the above results.
2. Subpar performance particularly of consumer ware division for the nine months period ended 31st December, 2020 was owing to prevalence of Covid-19 pandemic during the first half of the financial year. However, the performance of both the divisions (including that of subsidiary Companies) has reached near normal from the third quarter of the financial year.
3. Pursuant to the Scheme of Amalgamation and Arrangement as approved by the National Company Law Tribunal, Mumbai Bench, vide its order dated 15th January, 2020 having appointed date 1st October, 2018 ("the Scheme"), the Board of Directors of the Company has approved "Borosil Limited – Special Purpose Employee Stock Option Plan 2020" and 4,43,388 options were granted to the eligible employees (holders of original options granted by the demerged Company on 2nd November, 2017 & 24th July, 2018 under Borosil Employee Stock Option Scheme 2017 and are eligible for the options of Borosil Limited in the ratio of 1:1). Employee Benefits Expense includes Share based payment expenses of Rs. 2.91 lakhs and of Rs. 360.95 lakhs for the Quarter and nine months ended 31st December, 2020 respectively in respect of above options, from the original respective date of grants by the demerged Company till the period ended 31st December, 2020.
4. Equity share suspense account for the quarter and nine months ended 31st December, 2019 represents shares to be issued to the shareholder of the demerged Company pursuant to the Scheme and accordingly the same has been considered while calculating Earnings Per Share (EPS) for the said quarter and nine months ended as per Indian Accounting Standard (Ind AS) 33 "Earning Per Share".
5. The figures for the previous period / year have been rearranged / regrouped, wherever necessary, to make them comparable.

Place: Mumbai
Date :11.02.2021



For Borosil Limited

Shreevar Kheruka
Managing Director & CEO
(DIN 01802416)



Independent Auditor's Review Report on Unaudited Consolidated Financial Results of the Company Pursuant to the Regulation 33 of the SEBI (Listing Obligations and Disclosure Requirements) Regulations, 2015

To,

**The Board of Directors of
Borosil Limited**

1. We have reviewed the accompanying statement of unaudited consolidated financial results of Borosil Limited and its subsidiaries (the holding Company and its subsidiaries together refer to as "the Group") for the quarter and nine months ended 31st December, 2020 ("the statement"), attached herewith, being submitted by the Holding Company pursuant to the requirement of Regulation 33 of the SEBI (Listing Obligation and Disclosure Requirements) Regulation, 2015 ("the Regulation"), as amended. Attention is drawn to the fact that the consolidated figures for the corresponding quarter and nine months ended 31st December, 2019, as reported in these consolidated financial results have been approved by the Holding Company's Board of Directors, but have not been subjected to review.
2. This statement, which is the responsibility of the Holding Company's management and approved by the Holding Company's Board of Directors, has been prepared in accordance with the recognition and measurement principles laid down in Indian Accounting Standard 34, Interim Financial Reporting (Ind AS 34) as prescribed under Section 133 of the Companies Act, 2013 read with relevant rules issued thereunder and other accounting principles generally accepted in India. Our responsibility is to express a conclusion on the statement based on our review.




3. We conducted our review of the statement in accordance with the Standard on Review Engagement (SRE) 2410, "Review of Interim Financial Information Performed by the Independent Auditor of the Entity" issued by the Institute of Chartered Accountants of India. A review of interim financial information consists of making enquiries, primarily of persons responsible for financial and accounting matters, and applying analytical and other review procedures. A review is substantially less in scope than an audit conducted in accordance with Standards on Auditing and consequently does not enable us to obtain assurance that we would become aware of all significant matters that might be identified in an audit. Accordingly, we do not express an audit opinion.
4. The statement includes the results of the entities listed as per below:
List of subsidiaries:
Klass Pack Limited, Borosil Technologies Limited and Acalypha Realty Limited
5. Based on our review conducted as above, nothing has come to our attention that causes us to believe that the accompanying statement of unaudited consolidated financial results, prepared in accordance with the recognition and measurement principles laid down in the aforesaid Indian Accounting Standard and other accounting principles generally accepted in India, has not disclosed the information required to be disclosed in terms of Regulation 33 of the SEBI (Listing Obligations and Disclosure Requirements) Regulations, 2015, as amended, including the manner in which it is to be disclosed, or that it contains any material misstatement.

For Pathak H. D. & Associates LLP

Chartered Accountants

Registration No. 107783W/W100593



Gyanded Chaturvedi

Partner

Membership No. 46806

UDIN No. 21046806AAAAAB5415



Place: Mumbai

Date: 11th February, 2021

BOROSIL LIMITED

CIN: L36100MH2010PLC292722

Regd. Office : 1101, Crescenzo, G-Block, Opp. MCA Club, Bandra Kurla Complex, Bandra, Mumbai 400 051

Tel.No.(022) 67406300 Fax No.(022) 67406514 Website : www.borosil.com Email : borosil@borosil.com

EXTRACT OF STATEMENT OF UNAUDITED STANDALONE AND CONSOLIDATED FINANCIAL RESULTS FOR THE QUARTER AND NINE MONTHS ENDED 31ST DECEMBER, 2020

(Rs. in lakhs except as stated)

Particulars	Standalone			Consolidated		
	Quarter ended	Nine months ended	Quarter ended	Quarter ended	Nine months ended	Quarter ended
	(31/12/2020)	(31/12/2020)	(31/12/2019)	(31/12/2020)	(31/12/2020)	(31/12/2019)
Total income from operations	19,031.36	35,913.19	17,864.76	20,522.57	40,071.15	19,072.54
Net Profit for the period / year before Tax and Exceptional items	3,044.99	3,171.78	2,504.86	3,086.80	3,333.12	2,454.86
Net Profit for the period / year before Tax (After Exceptional items)	3,044.99	3,171.78	2,504.86	3,086.80	3,333.12	2,454.86
Net Profit for the period / year after Tax (After Exceptional items)	2,178.06	2,286.40	1,865.24	2,192.73	2,391.90	1,830.30
Total Comprehensive Income for the period / year (Comprising profit for the period / year (after tax) and other comprehensive income (after tax))	2,171.24	2,265.53	1,863.38	2,185.81	2,370.74	1,830.10
Equity Share Capital	1,140.60	1,140.60	-	1,140.60	1,140.60	-
Equity Share Suspense Account (Refer Note 2)	-	-	1,140.60	-	-	1,140.60
Other Equity (Excluding Revaluation Reserve as shown in the Balance Sheet)	-	-	-	-	-	-
Earning per equity share (in Rs.) (Face value of Re. 1/- each) (Refer Note 2)						
Basic (Not Annualised)*	1.91 *	2.00 *	1.64 *	1.91 *	2.06 *	1.61*
Diluted (Not Annualised)*	1.91 *	2.00 *	1.64 *	1.91 *	2.06 *	1.61*

1. The above is an extract of the detailed format of Unaudited Standalone and Consolidated Financial Results for the quarter and nine months ended 31st December, 2020, filed with the Stock Exchanges on 11th February, 2021 under Regulation 33 of the SEBI (Listing Obligations and Disclosure Requirements) Regulations, 2015. The full format of the said Financial Results are available on the Stock Exchanges website (www.bseindia.com and www.nseindia.com) and on the Company's website (www.borosil.com).

2. Equity share suspense account for the quarter ended 31st December, 2019 represents shares to be issued to the shareholder of the demerged Company pursuant to the Scheme and accordingly the same had been considered while calculating Earnings Per Share (EPS) for the said quarter as per Indian Accounting Standard (Ind AS) 33 "Earning Per Share".

3. The above results have been reviewed by the Audit Committee and approved by the Board of Directors at their meeting held on 11th February, 2021. The Statutory Auditors of the Company have carried out a Limited Review of the above results.

Place : Mumbai
Date: 11.02.2021



For Borosil Limited

(Signature)

Shreevar Kheruka
Managing Director & CEO
(DIN 01802416)